

Summary of WHART performance in 2016 is as follow:

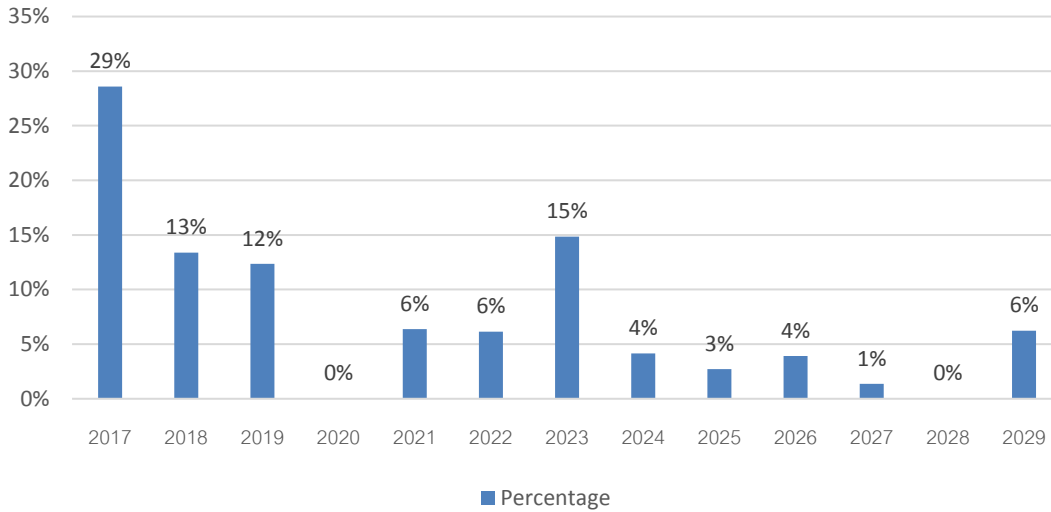
Particulars	2016	2015
Statement of Income (million baht)		
Rental and service income	708.93	332.15
Interest income	0.82	0.32
Total income	709.75	332.47
Total expenses	113.76	53.51
Profit before financial costs and net gain (loss) from investment	595.99	278.96
Financial costs	120.81	62.33
Total net gain (loss) from investment	(95.38)	(97.77)
Increase in net assets from operations period (Net profit)	379.80	118.86
Balance Sheet (million baht)		
Investments in properties	13,082.76	8,970.98
Other assets	839.79	624.37
Total assets	13,922.55	9,595.35
Borrowing from financial institutions	3,970.00	2,720.00
Other liabilities	411.56	332.96
Total liabilities	4,381.56	3,052.96
Net assets	9,540.99	6,542.39
Financial Ratio		
Unit outstanding at the end of period (units)	972,142,000	661,670,000
Net assets value per unit (baht)	9.8144	9.8876
Increase in net assets from operations period per unit (net profit per unit) (baht)	0.3907	0.1796
Interest bearing debt to total assets ratio (%)	28.51	28.35
Total liabilities to total assets (%)	31.47	31.82
Total liabilities to net assets value ratio (times)	0.46	0.47
Interest coverage ratio (times)	4.93	4.48

* Remark: 2014 is performance from 8 December 2014 – 31 December 2014

Summary of Tenor Profile

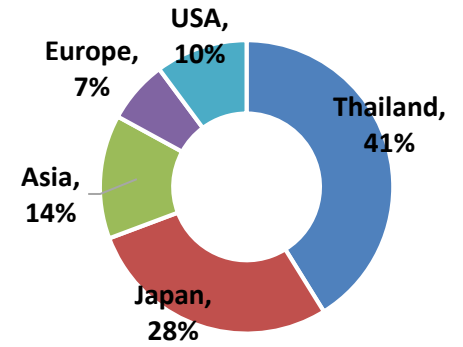
Weighted Average Lease Expiry (WALE) = 3.95 years

Remaining lease period from 31 December 2016

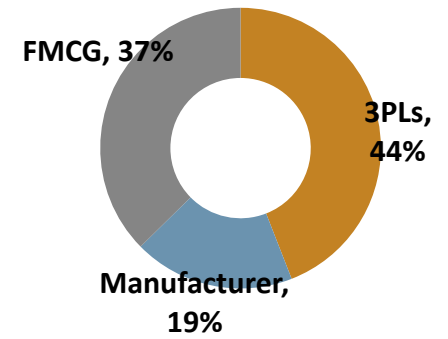


*Included renewal period (optional)

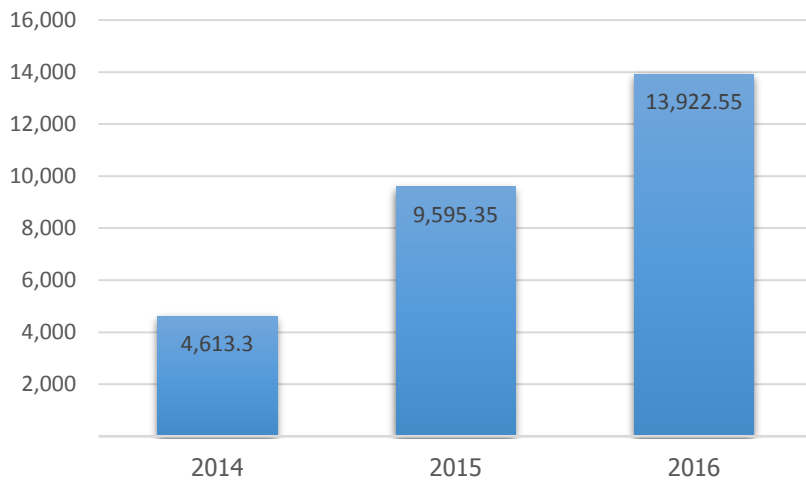
Tenant's Nationality



Tenant's Business



Total Asset Value (Million Baht)



Freehold : Leasehold

