

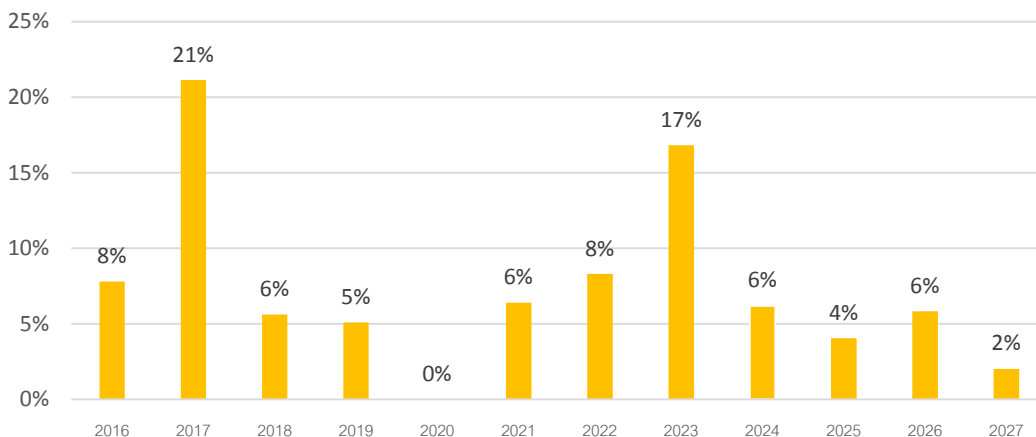
Summary of WHART performance in 2015 is as follow:

WHA Premium Growth Freehold and Leasehold Real Estate Investment Trust		
(Unit: Million)		
Financial Overview	2015	2014
Statement of Income (Baht)		
Total Income	332.47	14.38
Total Expenses	53.51	4.70
Profit before financial costs and income tax expense (EBIT)	278.97	9.68
Increase in net assets from operations period	118.86	6.70
Balance Sheet (Baht)		
Total assets	9,595.35	4,613.30
Total liabilities	3,052.96	1,498.70
Net assets	6,542.39	3,114.60
Financial Ratio		
Unit outstanding at the end of period (Units)	661.67	310.79
Net assets value per unit (Baht)	9.8876	10.0215
Increase in net assets from operations period per unit (Baht)	0.1796	0.0216
Total liabilities to total assets (%)	31.82	32.49
Total liabilities to net assets value ratio (Times)	0.47	0.48
Interest coverage ratio (Times)	4.48	3.25

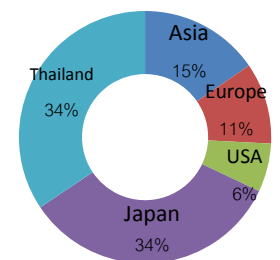
Summary of WHART Tenor Profile

Weighted Average Lease Expiry (WALE) = 4.55 years

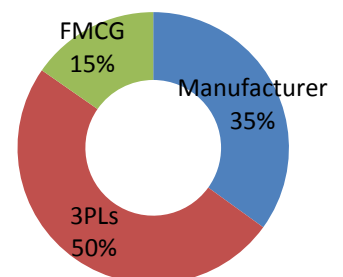
Remaining lease period from 31 December 2015



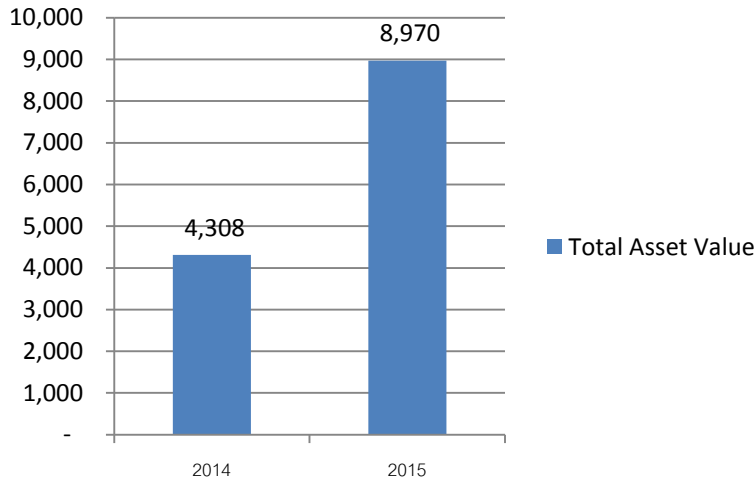
Tenant's Nationality



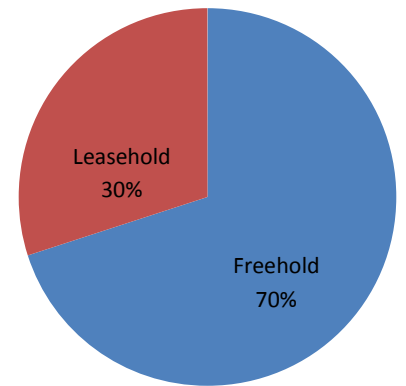
Tenant's Business



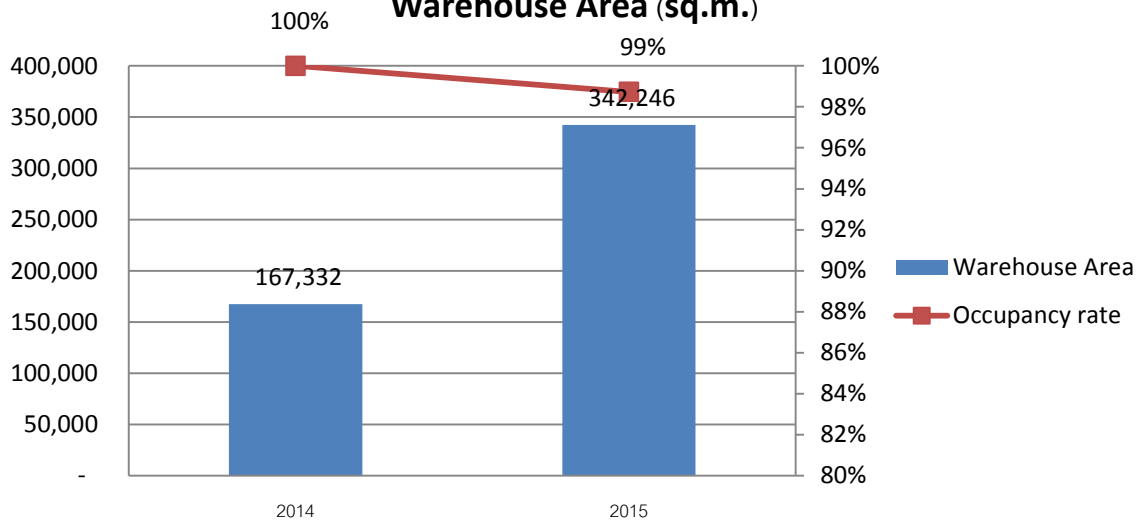
Total Asset Value (Million Baht)



Freehold : Leasehold



Warehouse Area (sq.m.)



Roof Area

